

Overcome cancer from within

Dendritic Cell Therapy

DCT



Contents

| | |
|--|----|
| Welcome to Immucura | 3 |
| Unlocking the Power of the Immune System | 4 |
| Dendritic Cells: Masters of Immune Response | 4 |
| Dendritic Cell Therapy: Unleashing the Power within | 5 |
| Step-by-Step DC Injection Production | 5 |
| Beyond Dendritic Cells: A holistic and personalized Approach | 6 |
| Immucura's Blood/Urine Profile & Supplementation | 7 |
| Who is eligible for DCT? | 7 |
| Benefits of Dendritic Cell Therapy | 8 |
| Why Immucura? Here are 10 Reasons | 9 |
| Testimonials | 10 |
| Case Study of Dr. Maher | 12 |
| FAQ about Dendritic Cell Therapy | 13 |
| Scan this QR Code to get in Touch | 14 |
| References | 15 |

Welcome to Immucura

Immucura was founded in 2014 to find the best possible cancer therapies. Today we are proud to offer cancer sufferers access to effective integrative cancer therapies, developed and administered by medical experts, leaders within their field.

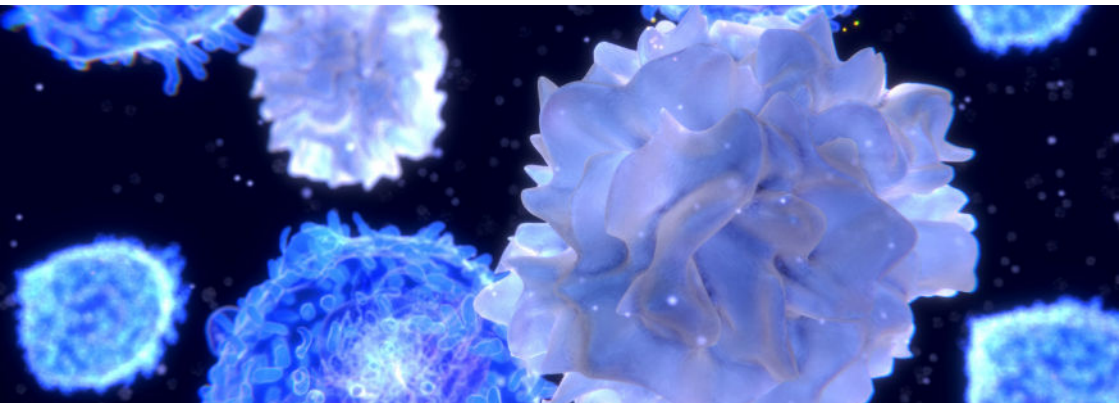
This booklet outlines in simple terms how Dendritic Cell Therapy (DCT) works and why we - and a growing number of medical professionals - feel that personalized immunotherapy is the future of cancer therapy.

Best Wishes

Johannes Schumacher
CEO, Immucura Limited



Johannes Schumacher
CEO, Immucura



Unlocking the Power of the Immune System

Our immune system, often an unsung hero in the fight against cancer, goes beyond its role in safeguarding us from viruses and harmful bacteria. It serves as a vigilant guardian against abnormal cells, such as cancer cells. The intricate connection between the immune system and cancer has been highlighted by research linking chronic inflammatory conditions, autoimmune diseases, and certain pathogens to cancer development^{1,2}. In the past decade, groundbreaking advancements in immunology, recognized with two Nobel Prizes in Medicine^{3,4}, have propelled cancer immunotherapies to the forefront of innovative treatments. Among these discoveries is the pivotal role of Dendritic Cells (DCs) in orchestrating the immune response⁵.

Dendritic Cells: Masters of Immune Response

In 1973, Steinmann revealed that Dendritic Cells play a crucial role in initiating targeted immune responses⁶. Acting

as vigilant sentinels, these specialized immune cells patrol our bodies, seeking out pathogens or abnormal cells. Upon encountering a threat, DCs engulf the foreign or abnormal material, breaking it down into recognizable antigens (identification signals). These antigens are then presented to other immune cells, triggering a coordinated immune response to eliminate the identified enemy.

Dendritic Cell Therapy: Unleashing the Power Within

The essence of Dendritic Cell Therapy (DCT) lies in harnessing the power of our immune system to combat cancer. Through a patient-tailored DC injection, Immucura aims to shift the immune system from tolerating cancer to actively fighting against it. This approach has demonstrated safety and minimal negative side effects, setting it apart from conventional treatments like chemotherapy or radiotherapy^{7,8}. Immucura's DCT could be considered a "natural immunotherapy", as it avoids the introduction of pharmacological drugs into the body, instead aiming to naturally stimulate the immune process.

Step-by-Step DC Injection Production



1. Blood draw (60-180 ml)



2. Purification of monocytes



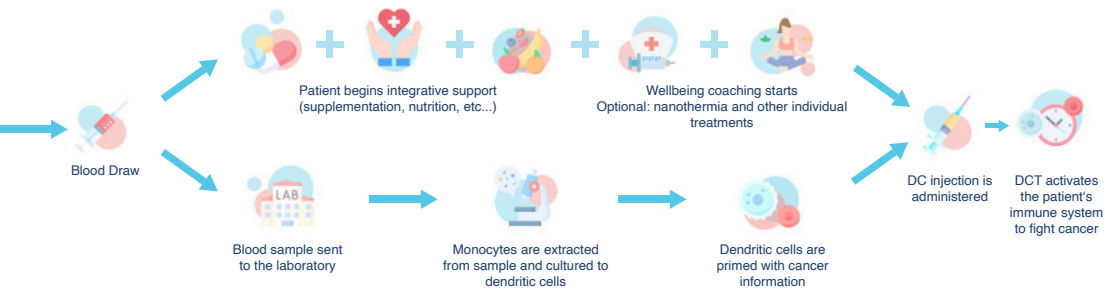
3. Culture and maturation into Dendritic Cells



4. Activation of DCs with the patient's cancer antigens

Beyond Dendritic Cells: A holistic and personalized Approach

The profound complexity of cancer underscores the need for an approach that transcends treating symptoms. Adopting an integrative approach is key in fighting cancer^{9,10}. ImmuCura's Dendritic Cell Therapy integrates cellular immunotherapy with individualized overall well-being support. Our multidisciplinary team of professionals offers individualized counsel in areas such as nutrition, sleep quality, breathwork, mental coaching and more.



Additionally, ImmuCura features a personalized supplement program, the **Cancer Defence Pack**. It is designed to address cancer metabolism and enhance the immune response. Cancer has been typically considered a genetic disease, but the view of cancer as a metabolic disease is gaining momentum¹¹. In this metabolic perspective, the role of our mitochondria, the energy factories of our cells, is crucial. Indeed, dysfunctional mitochondria is a common hallmark across cancer types. ImmuCura's supplement selection tackles the deregulation of mitochondria selectively in cancer cells. Addressing this promotes tumour cell death, facilitates the action of the immune system, and can improve the efficacy of cancer immunotherapy.



Immucura's Blood/Urine Profile & Supplementation

To enhance the precision and efficacy of this approach, comprehensive blood and urine tests are integrated into the therapeutic framework. The Immucura blood and urine profile is an invaluable tool that provides an in-depth overview of the patient's physiological condition. From stress and inflammatory markers to toxicity and nutritional deficiencies, this insight enables our experts to craft personalized nutritional support plans and provide supplementation tailored to unique requirements.

Who is eligible for DCT?

Dendritic cell-based immunotherapy has been investigated across a spectrum of cancer types, including solid tumours^{12,13,14} and hematological malignancies¹⁵. Immucura's commitment to a personalized approach means eligibility is assessed case-by-case, taking into account not only the cancer diagnosis but also the patient's unique circumstances, overall health status, and ongoing, recent, or planned therapies, among other factors.



Benefits of Dendritic Cell Therapy

- Safe and well-tolerated with mild to no side effects
- DCT operates as a natural process, minimizing the risk of side effects.
- Compatibility with conventional therapies
- DCT seamlessly integrates with conventional cancer treatments, such as chemotherapy, radiotherapy, surgery and other immunotherapies.
- Mitigation of side effects from other cancer therapies
- It can minimize the side effects of more aggressive ongoing cancer therapies.
- Minimally invasive

Immucura strives not only to treat the disease but to empower and support you at every step, fostering resilience, enhancing your immune response, and redefining the landscape of cancer care. Welcome to a transformative path where science meets compassion, and every aspect of your well-being becomes a priority.

Why Immucura? Here are 10 Reasons:

- 1. Your Health is our Priority**
- 2. Fully personalized DC Injection:** Your immune cells and your cancer signals.
- 3. Dedicated Patient Coordination:** A Patient Coordinator guides you through our program.
- 4. International Team of Experts:** Multidisciplinary medical doctors and health specialists support you in areas such as cancer nutrition, supplementation, breath work, sleep quality, and mind-body balance.
- 5. Beyond Dendritic Cells:** Immucura Blood Profile. Uncover personalized insights on nutrition deficiencies, toxins, tumour burden, and immune status for optimal individualized recommendations.
- 6. Advanced Supplement Selection:** Years of experience have shaped our supplement selection placing a strong focus on anti-cancer properties, immune-boosting effects, and support for mitochondrial metabolism.
- 7. ‘Love and Care’ Continuous Support:** Devoted commitment beyond medical treatments to nurture your overall well-being.
- 8. Multilingual Staff:** Assistance available in more than 10 languages.
- 9. Crowdfunding Support Service:** Our team can give you guidance to set up campaigns and increase visibility to achieve your goal
- 10. Europewide Service:** Our services span across Europe, offering flying nurses, online consultations, and collaboration with clinics in Germany, Austria, Croatia, and the Netherlands.

Testimonials



Magnus, Norway
(Rectal cancer)

"I was diagnosed with advanced rectal cancer that had spread extensively to the liver, and the prognosis in Norway was grim. However, since undergoing therapy with Immucura, my overall well-being has significantly improved.

Prior to DCT injections, I experienced considerable discomfort, but now I feel great with increased energy and no pain. The PET scans have shown a remarkable 90% reduction in liver metastases after the therapy with Immucura, and subsequent scans reveal further decreases, with less than half of the remaining lesions. The oncologist confirmed the near elimination of substantial liver lesions and a significant 70% reduction in the original rectal tumour since December."



Fabian, Argentina
(Brain tumour)

"I faced a severe situation with a brain tumour in the left parietal lobe, undergoing surgeries in 2008 and 2012, which involved the removal of the left half of my brain. By 2019, further surgery was not an option, leaving uncertain outcomes with radiotherapy or chemotherapy.

Turning to Immucura, I received Dendritic Cell Therapy and Nanothermia. The result is a remarkable transformation - I am now completely independent, and my immune system functions perfectly. Immucura not only assisted in battling the tumour but also played a crucial role in restoring my body's natural defense against various malignant cells."

“I sensed something was off for about a year and a half, and though the traditional examination confirmed my suspicions of cancer, I never viewed it as a problem but rather as my personal challenge. Opting for healthy options, I discovered Immucura, which aligned with my body’s approach and boosted my immune system.



Aria, Netherlands
(Breast cancer)

Despite feeling unwell, I remained positive throughout. Stressful hospital examinations preceded treatments, but the support from the Immucura team was timely and reliable. I advise a natural approach, emphasizing mental health and a careful diet, as I observed significant improvements post-therapy, with some cancer spots diminishing or disappearing altogether.”

“I received a diagnosis of follicular lymphoma approximately six months ago, and the prognosis was bad. A doctor suggested that my life expectancy was no more than a week, despite the absence of prominent symptoms. Recognizing that chemotherapy doesn’t address the root cause and that my immune system needed attention, I turned to Dendritic Cell Therapy (DCT), which targets the issue at its source.



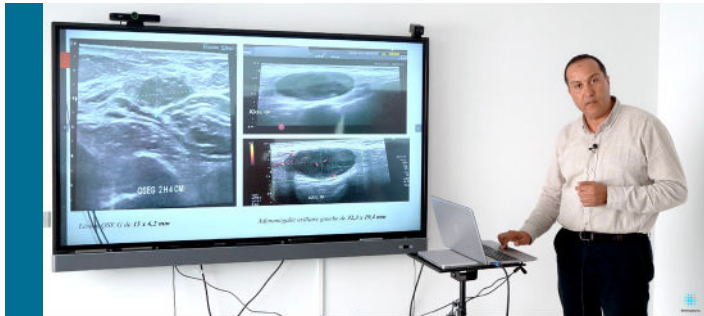
Oliver, Germany
(Lymphoma)

Without DCT, my condition could have deteriorated significantly, potentially jeopardizing my survival beyond the coming year.”

Case Study of Dr. Maher

Along with Immucura, Dr. Maher, a gynaecological surgeon, applied Dendritic Cell Therapy to achieve the recovery of an 83-year-old woman who defied invasive breast cancer.

Patient Mrs S. reached out after discovering an axillary adenopathy. On clinical examination, a nodule measuring 1.5 cm was found in the upper external quadrant of the left breast. The nodule was clinically poorly defined, with a left axillary adenopathy measuring two cm and mobile.




Anatomopathological examination concluded to a grade three ductal carcinoma of SBR, absence of intraductal component, presence of lymphatic emboli and the microbiopsy of the axillary adenopathy concluded to the presence of a secondary location of the ductal carcinoma. Normally, this patient would have a heavy therapeutic arsenal, combining surgery, chemotherapy, radiotherapy, hormone therapy and possibly other therapeutic alternatives such as cosmetic surgery. Fortunately for this patient, she was offered an alternative by the Immucura DCT.

The patient had Dendritic Cell Therapy and Nanothermia. 27 days after this immunotherapy, she had a radiological check-up and fortunately, we were pleased to see the clear regression of the breast lesion and the adenopathy on mammography. Now she is cancer free.

FAQ about Dendritic Cell Therapy

1. Am I eligible for Dendritic Cell Therapy?

The mechanism of action of Dendritic Cells remains consistent across cancer types, including solid tumours (carcinomas, adenocarcinomas, sarcomas) and liquid tumours (blood cancers). Eligibility for DCT is not solely determined by cancer type or stage. For this reason, the medical team evaluates each case individually to determine suitability for therapy.



2. What are the risks associated with DCT?

DCT has shown safety profiles in numerous studies. Your potential risks and benefits will be discussed during the evaluation process to ensure informed decision-making regarding your treatment journey.

3. How much does the DCT program cost?

DCT is a private therapy, although an increasing number of health insurances might cover the associated costs. To receive an accurate cost estimate tailored to your health condition and preferences, please request an individualized proposal.

4. Where can I receive Dendritic Cell Therapy?

Immucura collaborates with clinics across several European countries, ensuring accessibility to DCT for eligible patients. Additionally, the international team of nurses provides additional coverage and support throughout the therapy.

5. When is the optimal time to undergo DCT?

The optimal timing for DCT varies depending on factors such as your specific cancer condition, overall health status, and current treatment plan. After reviewing your case, the team will recommend the most appropriate timing.

6. How can I obtain more information and ask additional questions?

Feel free to contact us via email at info@immucura.com, book a phone call with one of our health coordinators, or fill out our inquiry form. We will provide you with comprehensive information and support.

Scan this QR Code to get in Touch



References

1. Fichtner-Feigl S, Kesselring R, Strober W. Chronic inflammation and the development of malignancy in the GI tract. *Trends Immunol.* 2015 Aug;36(8):451-9. doi: 10.1016/j.it.2015.06.007. Epub 2015 Jul 18. PMID: 26194796; PMCID: PMC4533118. <https://www.ncbi.nlm.nih.gov/pmc/articles/PMC4533118/>
2. Greten FR, Grivnenikov SI. Inflammation and Cancer: Triggers, Mechanisms, and Consequences. *Immunity.* 2019 Jul 16;51(1):27-41. doi: 10.1016/j.immuni.2019.06.025. PMID: 31315034; PMCID: PMC6831096. <https://www.ncbi.nlm.nih.gov/pmc/articles/PMC6831096/>
3. Bernadic M Jr, Duchon R, Aziri R, Mladosevicova B. New principles of cancer therapy give new hope for oncological patients. *Bratisl Lek Listy.* 2019;120(1):15-18. doi: 10.4149/BLL_2019_002. PMID: 30685987. <https://pubmed.ncbi.nlm.nih.gov/30685987/>
4. <https://www.nobelprize.org/prizes/lists/all-nobel-prizes/>
5. Shortman K, Ralph Steinman and dendritic cells. *Immunol Cell Biol.* 2012 Jan;90(1):1-2. doi: 10.1038/icb.2011.91. Epub 2011 Oct 25. PMID: 22024620. <https://pubmed.ncbi.nlm.nih.gov/22024620/>
6. Rowley DA, Fitch FW. The road to the discovery of dendritic cells, a tribute to Ralph Steinman. *Cell Immunol.* 2012;273(2):95-8. doi: 10.1016/j.cellimm.2012.01.002. Epub 2012 Jan 28. PMID: 22326169. <https://pubmed.ncbi.nlm.nih.gov/22326169/>
7. Lv L, Huang J, Xi H, Zhou X. Efficacy and safety of dendritic cell vaccines for patients with glioblastoma: A meta-analysis of randomized controlled trials. *Int Immunopharmacol.* 2020 Jun;83:106336. doi: 10.1016/j.intimp.2020.106336. Epub 2020 Mar 23. PMID: 32213460. <https://pubmed.ncbi.nlm.nih.gov/32213460/>
8. Zhong R, Ling X, Cao S, Xu J, Zhang B, Zhang X, Wang H, Han B, Zhong H. Safety and efficacy of dendritic cell-based immunotherapy (DCVAC/LuCa) combined with carboplatin/pemetrexed for patients with advanced non-squamous non-small-cell lung cancer without oncogenic drivers. *ESMO Open.* 2022 Feb;7(1):100334. doi: 10.1016/j.esmoop.2021.100334. Epub 2021 Dec 24. PMID: 34959168; PMCID: PMC8718955. <https://pubmed.ncbi.nlm.nih.gov/34959168/>
9. Frenkel M, Sierpina V, Sapire K. Effects of complementary and integrative medicine on cancer survivorship. *Curr Oncol Rep.* 2015;17(5):445. doi: 10.1007/s11912-015-0445-1. PMID: 25749658. <https://pubmed.ncbi.nlm.nih.gov/25749658/>
10. <https://www.cancer.gov/news-events/cancer-currents-blog/2023/mind-body-fitness-cancer-side-effects>
11. Wang SF, Tseng LM, Lee HC. Role of mitochondrial alterations in human cancer progression and cancer immunity. *J Biomed Sci.* 2023 Jul 31;30(1):61. doi: 10.1186/s12929-023-00956-w. PMID: 37525297; PMCID: PMC10392014.
12. Wooster AL, Girgis LH, Brazeale H, Anderson TS, Wood LM, Lowe DB. Dendritic cell vaccine therapy for colorectal cancer. *Pharmacol Res.* 2021 Feb;164:105374. doi: 10.1016/j.phrs.2020.105374. Epub 2020 Dec 28. PMID: 33348026; PMCID: PMC7867624. <https://pubmed.ncbi.nlm.nih.gov/33348026/>
13. Vogelzang NJ, Beer TM, Gerritsen W, Oudard S, Wiechno P, Kukielka-Budny B, Samal V, Hajek J, Feyerabend S, Khoo V, Stenzl A, Csösz T, Filipovic Z, Goncalves F, Prokhorov A, Cheung E, Hussain A, Sousa N, Bahl A, Hussain S, Fricke H, Kadlecova P, Scheiner T, Korolkiewicz RP, Bartunkova J, Spisek R; VIABLE Investigators. Efficacy and Safety of Autologous Dendritic Cell-Based Immunotherapy, Docetaxel, and Prednisone vs Placebo in Patients With Metastatic Castration-Resistant Prostate Cancer: The VIABLE Phase 3 Randomized Clinical Trial. *JAMA Oncol.* 2022 Apr 1;8(4):546-552. doi: 10.1001/jamaoncol.2021.7298. PMID: 35142815; PMCID: PMC8832307. <https://pubmed.ncbi.nlm.nih.gov/35142815/>
14. Qian D, Li J, Huang M, Cui Q, Liu X, Sun K. Dendritic cell vaccines in breast cancer: Immune modulation and immunotherapy. *Biomed Pharmacother.* 2023 Jun;162:114685. doi: 10.1016/j.biopha.2023.114685. Epub 2023 Apr 12. PMID: 37058818. <https://pubmed.ncbi.nlm.nih.gov/37058818/>
15. Pyzer, A. R., Avigan, D. E., & Rosenblatt, J. (2014). Clinical trials of dendritic cell-based cancer vaccines in hematologic malignancies. *Human vaccines & immunotherapeutics*, 10(11), 3125-3131. <https://doi.org/10.4161/21645515.2014.982993>. <https://pubmed.ncbi.nlm.nih.gov/25625926/>



Immucura Limited is committed to develop a leadership position in advanced therapies that will improve the lives and survival rate of people with cancer.

Ireland

20 Harcourt Street,
Dublin 2, D02 H364

Germany

Friedrichstraße 171
10117 Berlin
+49 151 70691879

Contact details

+353 (0)14003675
info@immucura.com
www.immucura.com

Important notice: The contents of this brochure are provided for general information purposes only and should not, in any circumstances, be relied upon without first seeking specialist advice from a medical professional who is familiar with your personal medical situation and history, in order to decide on the correct course of treatment.